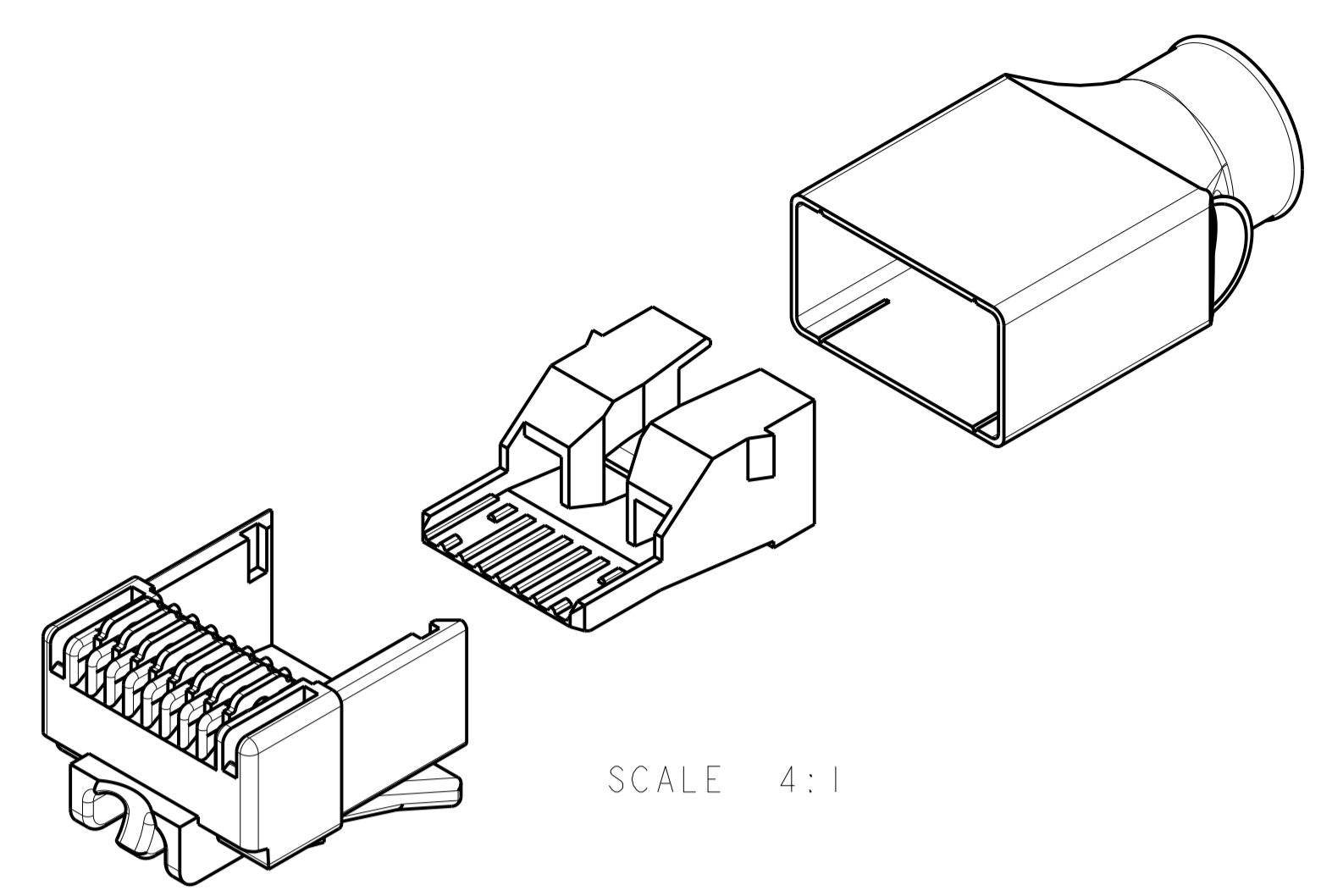
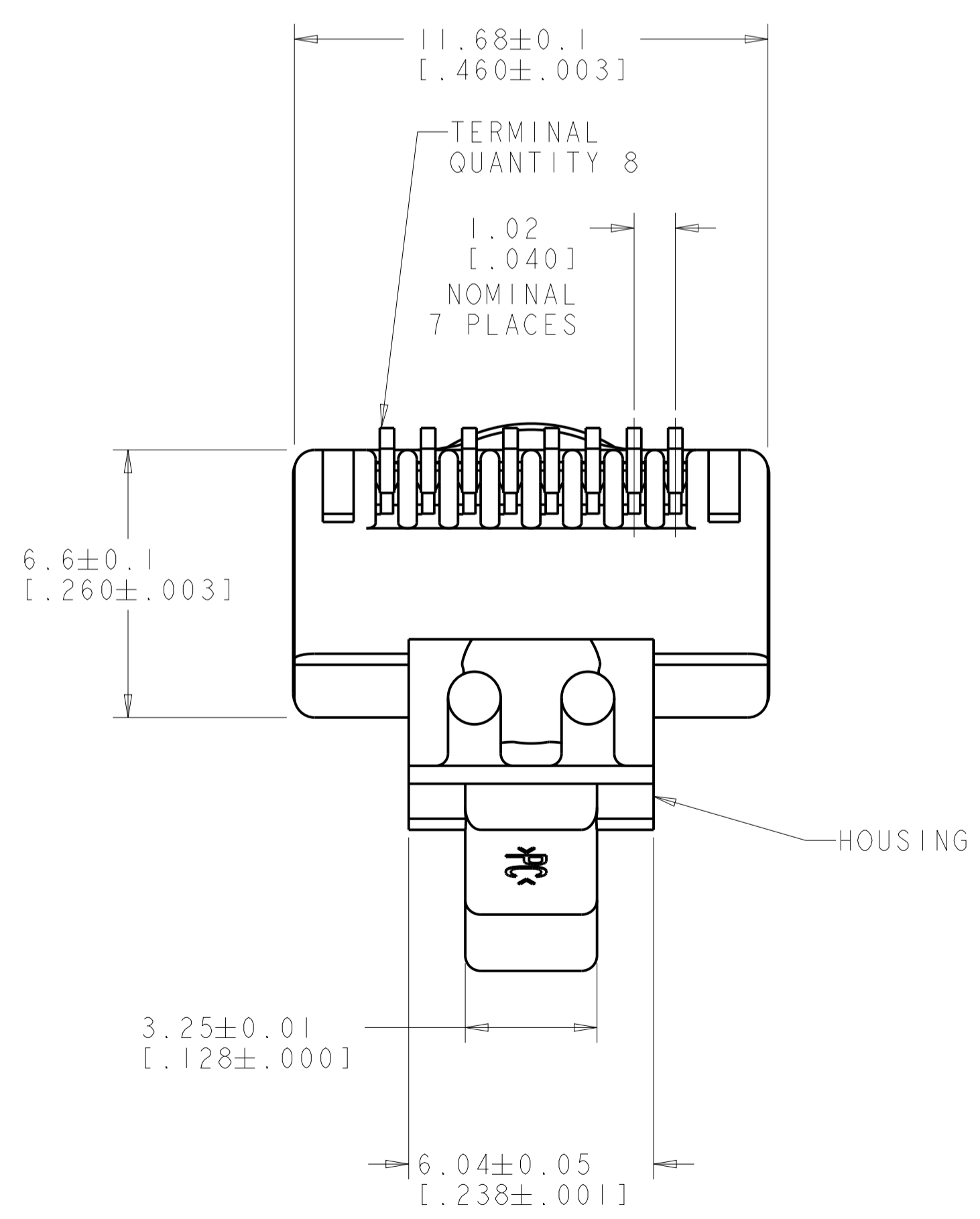
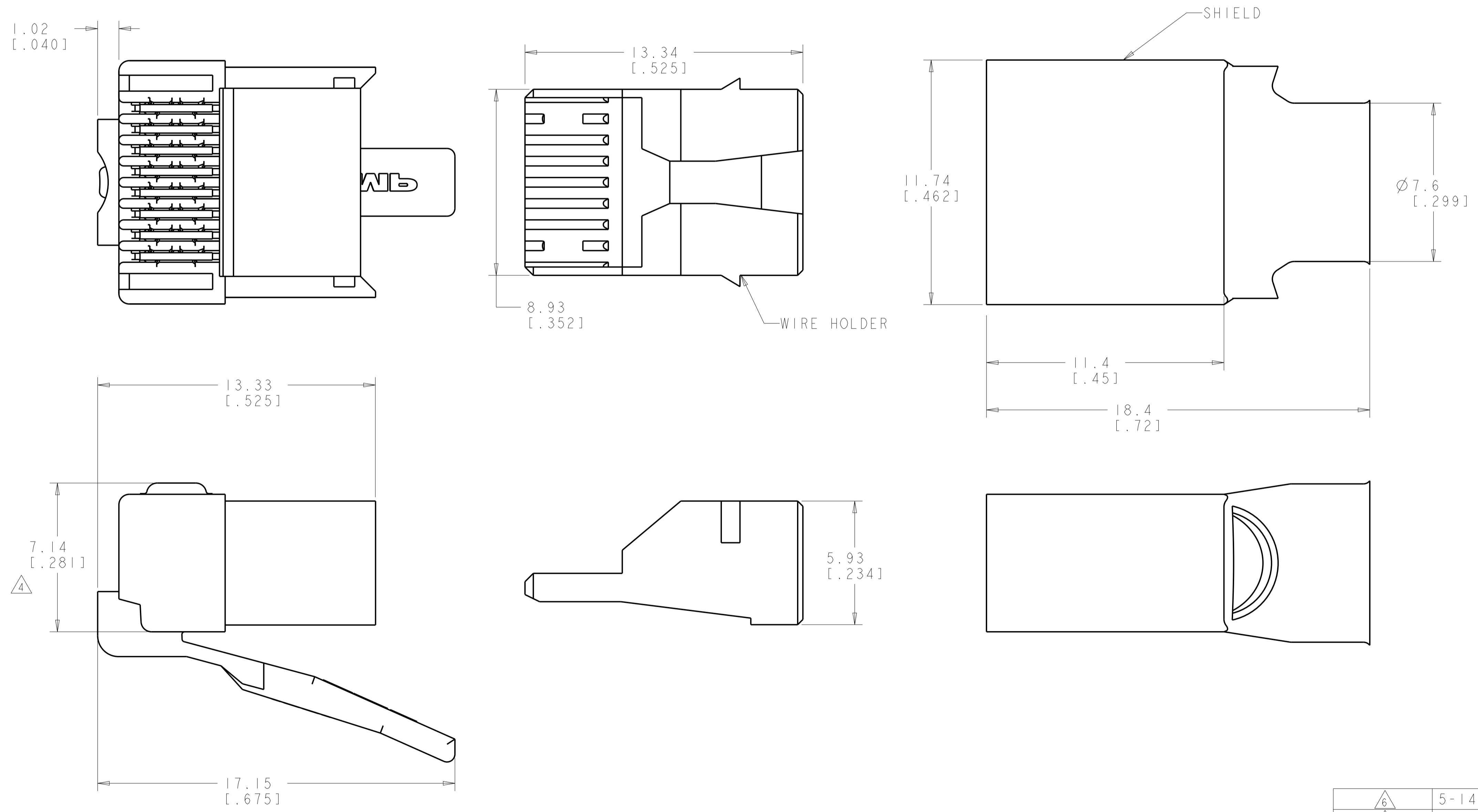


LOC		DIST		REVISIONS			
HM	00	P	LTN	DESCRIPTION	DATE	DWN	APVD
		H		REVISED PER ECO-14-011190	29JUL2014	GG	LS



SCALE 4:1

- ⚠ MATERIAL: HOUSING - 94V-0 RATED POLYCARBONATE CLEAR
 TERMINAL - 0.36 [0.014] THICK PHOSPHOR BRONZE PLATED WITH .178 μm [.000007] THICK GOLD IN LOCALIZED AREA, OVER .762 μm [.000030] THICK PALLADIUM NICKEL IN LOCALIZED PLATE AREA OVER 2.54 μm [.000100] THICK NICKEL ON ENTIRE CONTACT.
 WIRE HOLDER - POLYCARBONATE CLEAR.
 SHIELD - COPPER ALLOY WITH 1.27 μm [.000050] MINIMUM SEMI-BRIGHT (SATIN) NICKEL.
- ⚠ DIMENSIONS ARE NOMINAL UNLESS OTHERWISE SPECIFIED.
- 3. PLUG WILL ACCEPT A 23-24 AWG SOLID CONDUCTOR, PROVIDED THE INSULATION CONDUCTOR DIAMETER IS WITHIN .89 - 1.09 [.035 - .043]; WITH THE SUM OF DIAMETERS FOR ALL EIGHT CONDUCTORS WITHIN THE CABLE MUST NOT EXCEED 7.8MM [.31 IN]. CABLE JACKET DIAMETER OF 6.0 - 7.0 MM [.24 - .28 IN].
- ⚠ TERMINATED DIMENSION 6.15 [.242] MAXIMUM.
- ⚠ PACKAGE 1,000 ASSEMBLIES, 1,000 WIRE HOLDERS, AND 1,000 SHIELDS.
- ⚠ PACKAGE 100 ASSEMBLIES, 100 WIRE HOLDERS, AND 100 SHIELDS.
- ⚠ PACKAGE 500 ASSEMBLIES, 500 WIRE HOLDERS, AND 500 SHIELDS.
- 10. UL RECOGNIZED: FILE NUMBER E81956.



⚠ 6	5-1479185-3
⚠ 8	5-1479185-2
⚠ 5	5-1479185-1
PACKAGE	PART NO.

THIS DRAWING IS A CONTROLLED DOCUMENT.

DIMENSIONS: MM [INCHES]	TOLERANCES UNLESS OTHERWISE SPECIFIED:	DWN: G. GARRETT 24JAN02	CHK: M. DELPHIAS 24JAN02	APVD: M. DELPHIAS 24JAN02	NAME: KIT, 8 POSITION, MODULAR PLUG, SOLID WIRE, CATEGORY 6
0 PLC ±	1 PLC ±	2 PLC ±	3 PLC ±	4 PLC ±	APPLIC. SPEC
ANGLES ±	FINISH ±	WEIGHT	SIZE: 114-13035	CAGE CODE: 1479185	RESTRICTED TO
MATERIAL	FINISH	WEIGHT	Customer Drawing	SCALE: 8:1	SHEET 1 OF 1 REV H

TE Connectivity